



Housing Strategy Consultation Analysis

First look at results, analysis ongoing

Prepared by Sue Hinks, Analyst,
Business Intelligence and Community Support

26th January 2024



Housing Strategy Consultation Analysis

Introduction

- This will be Buckinghamshire's first countywide Housing Strategy and it shows what Buckinghamshire Council will do to ensure everyone has a suitable, secure and affordable place to live.

The Buckinghamshire draft Housing Strategy sets out

- the housing challenges and opportunities in Buckinghamshire
- our approach to tackling housing needs
- how we will work together with all the partners involved in delivering housing in Buckinghamshire

The strategy includes three equally important draft priorities:

- responding to the needs of our diverse population
- better homes: good quality, sustainable and matched to need
- new homes: affordable, accessible and appropriate

Each priority includes:

- what we will do to achieve it
- the challenges Buckinghamshire faces
- actions we are doing now
- proposed actions for up to 2029

- The Housing Strategy consultation was open between 8th November 2023 and 18th January 2024, seeking views from residents and stakeholders across Buckinghamshire. The original closing date was planned for 15th December 2023, but was extended in the interests of increasing the number of responses.
- There were **161** responses to the consultation, **135** responses were from individuals expressing their own views, **26** were responses expressing the views of an organisation.
- The following slides summarise the results from the main questions around the priorities and actions, together with a summary of the respondent demographics. Analysis will continue over the next two weeks, specifically looking at the free text comments.
- Although extending the closing date increased the number of respondents, unfortunately the number of respondents is still too low to enable the breakdown of views by any demographic or geographical categories.

Housing Strategy Consultation Summary

Response summary

Priority 1: Responding to the needs of our diverse population



73% agree with this priority



47% think these are the right actions to achieve this priority

Priority 2: Better homes: good quality, sustainable and matched to need



79% agree with this priority



55% think these are the right actions to achieve this priority

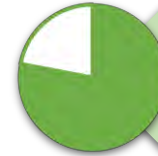
Priority 3: New homes: affordable, accessible and appropriate



66% agree with this priority



48% think these are the right actions to achieve this priority



78% of respondents said the Housing Strategy was 'easy' or 'somewhat easy' to read

Each priority has a free text field where respondents are able to explain the reason for their answers.

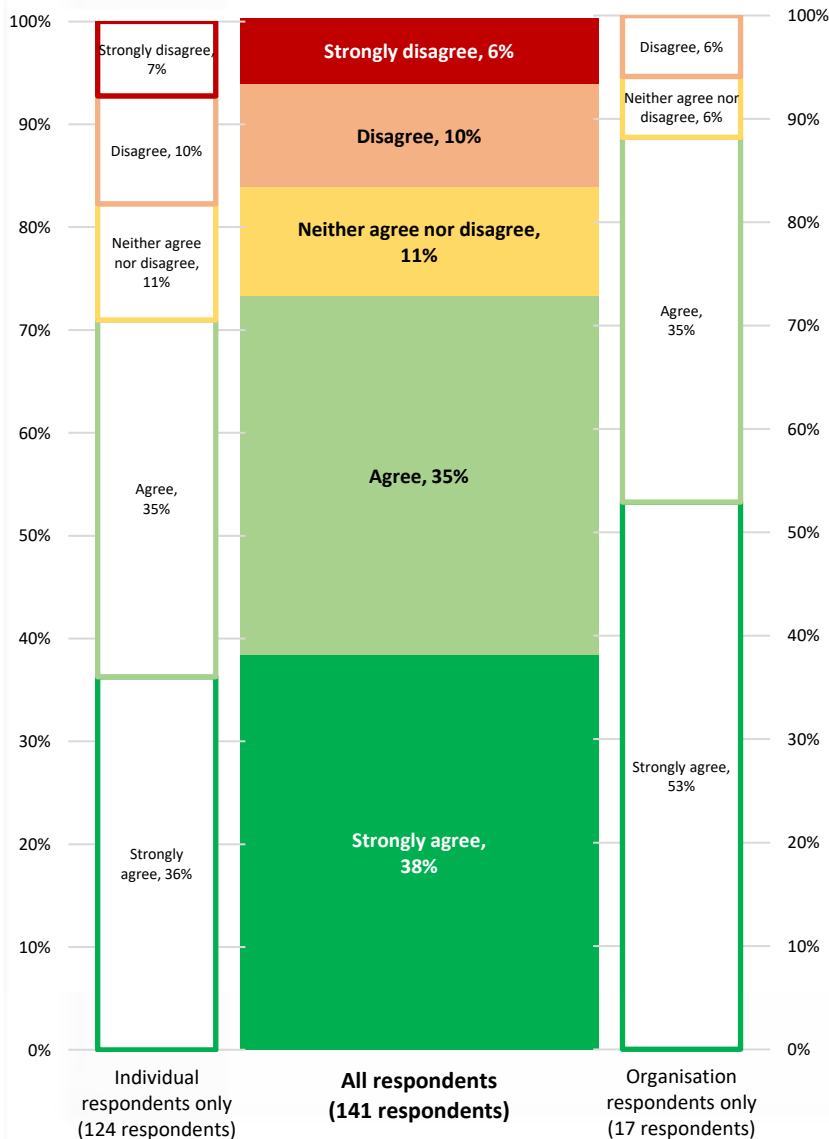
145 respondents made additional comments. There are 458 individual free text comments relating to the priorities and actions and 44 comments relating to the ease of understanding.

These are currently being reviewed and will be summarized in the final analysis.

Priority 1: Responding to the needs of our diverse population

Do you agree or disagree that 'responding to the needs of our diverse population' should be a priority for the Buckinghamshire Housing Strategy 2024 to 2029?

(141 respondents / 88% response rate)



73% of all respondents agree with the priority 'responding to the needs of our diverse population' (103 respondents)

88% of respondents representing an organisation agree with this priority (15 respondents)

Do you think these are the right actions to achieve this priority?

(142 respondents / 88% response rate)

47% of respondents think these are the right actions to achieve the priority (67/142)

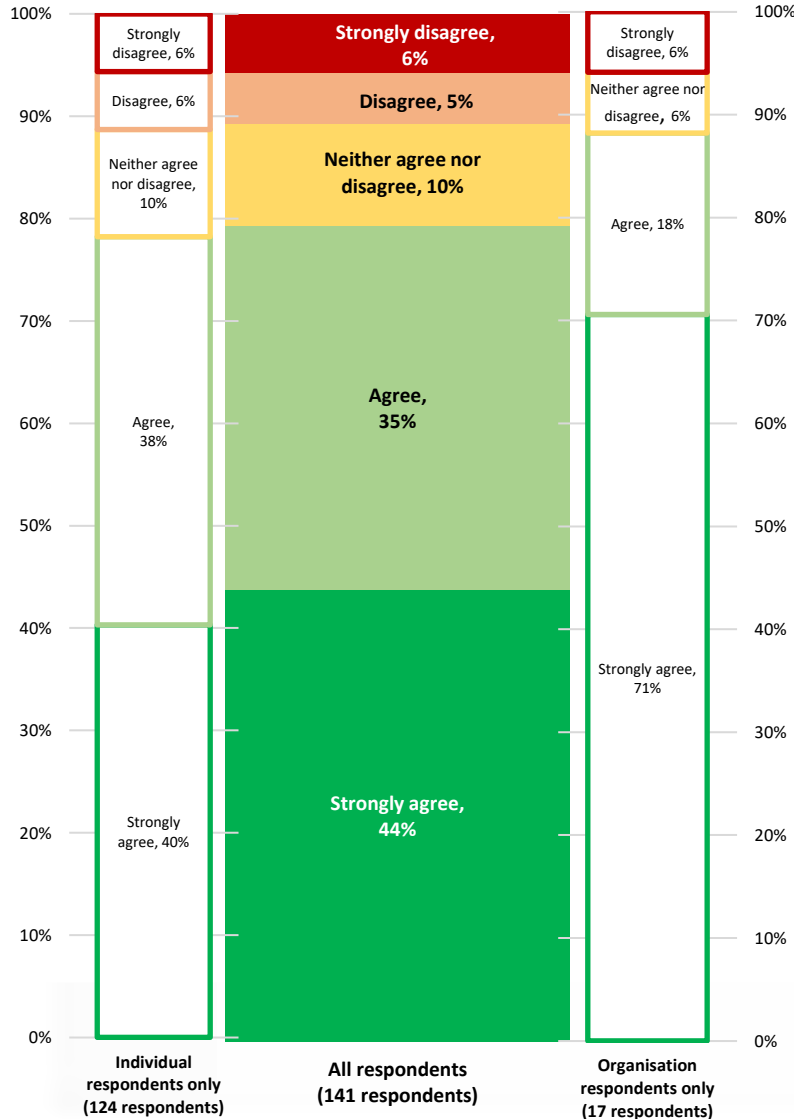
44% of individual respondents (55/125 responses)

71% of respondents on behalf of organisations (12/17 responses)

Priority 2: Better homes: good quality, sustainable and matched to need

Do you agree or disagree that 'better homes: good quality, sustainable and matched to need' should be a priority for the Buckinghamshire Housing Strategy 2024 to 2029?

(141 responses / 88% response rate)



79% of all respondents agree with the priority 'responding to the needs of our diverse population' (112 respondents)

88% of respondents representing an organisation agree with this priority (15 respondents)

Do you think these are the right actions to achieve this priority?

(140 respondents / 87% response rate)

55% of respondents think these are the right actions to achieve the priority (77/140)

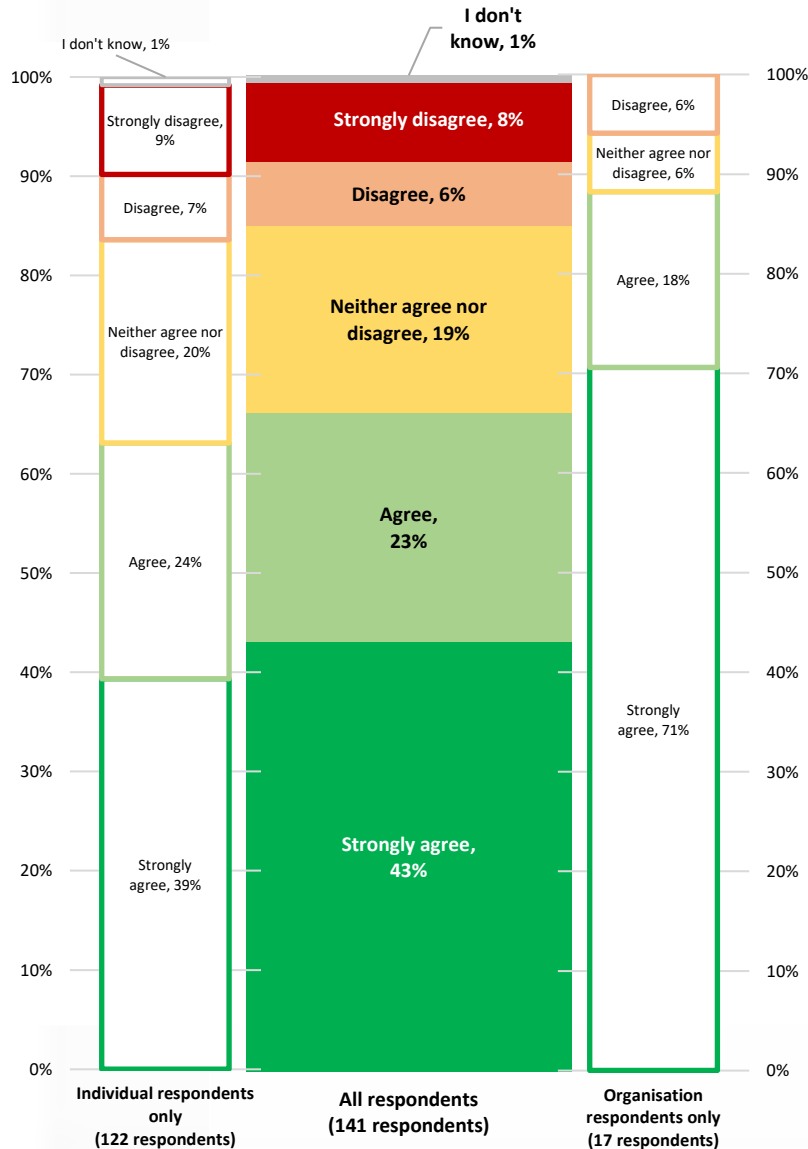
54% of individual respondents (67/123 responses)

59% of respondents on behalf of organisations (10/17 responses)

Priority 3: New homes: affordable, accessible and appropriate

Do you agree or disagree that 'New homes: affordable, accessible and appropriate' should be a priority for the Buckinghamshire Housing Strategy 2024 to 2029?

(139 respondents / 86% response rate)



66% of all respondents agree with the priority 'responding to the needs of our diverse population' (92 respondents)

88% of respondents representing an organisation agree with this priority (15 respondents)

Do you think these are the right actions to achieve this priority?
(137 respondents / 85% response rate)

48% of respondents think these are the right actions to achieve the priority (66/137)

46% of individual respondents (55/120 responses)

65% of respondents on behalf of organisations (11/17 responses)

Housing Strategy Consultation Summary

Respondent demographic summary

Respondents to the Housing Strategy consultation are predominantly of white ethnicity from older age groups. The majority are home-owners with a high proportion of retired people; the most common household type is couples living together. Geographically, there is representation (in small numbers) from all community boards, but the distribution is not proportionate to the population of the county. There are not enough responses to use any of these categories to understand the views of different groups.



69% of respondents aged 55 years and over
Less than **9%** of respondents are under 35 years



White ethnic groups are over-represented.
Asian and black ethnic groups are under-represented in the respondent group

73% of respondents are home-owners
6% rent privately, **4%** rent from a housing association



21% of respondents have a long-term health condition; **13%** have a disability; **5%** have an impairment.
77% have no disability



69% of respondents live with their partner; **20%** of those also have children or parents living with them.
17% live alone.



40% of respondents are retired.
46% work either full or part time



Respondents are unevenly distributed, geographically.
For example:
High Wycombe is under-represented, Amersham over-represented